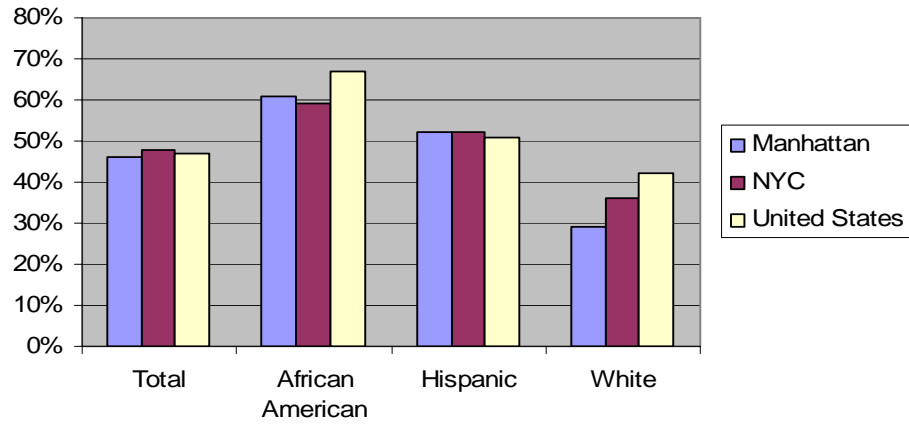


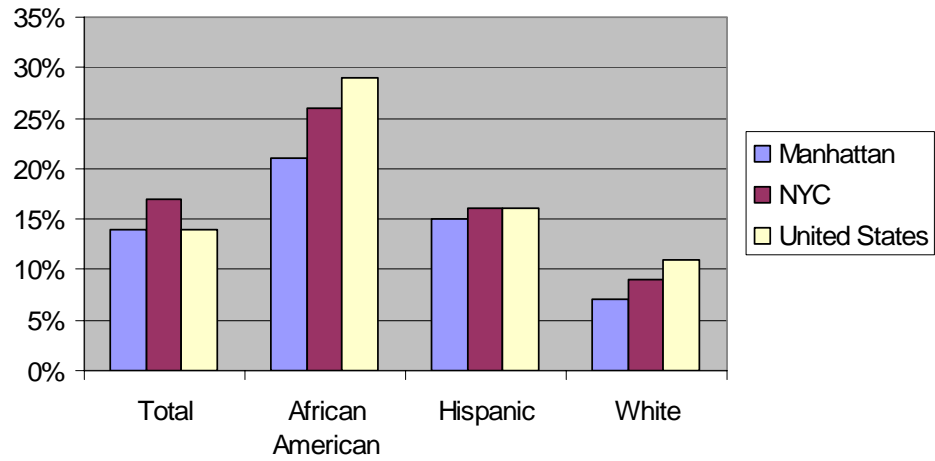
### Youth Risk Behaviors, 2003

<i>Sexual Behaviors</i>	<b>Manhattan</b>	<b>NYC</b>	<b>United States</b>	<b>Manhattan Disparity with U.S.</b>
Ever had sex	46%	48%	47%	-2%
Ever had sex-African American	61%	59%	67%	-9%
Ever had sex-Hispanic	52%	52%	51%	+2%
Ever had sex-White	29%	36%	42%	-31%
4 or More Sexual Partners	14%	17%	14%	No Difference
4 or More Sexual Partners-African American	21%	26%	29%	-28%
4 or More Sexual Partners-Hispanic	15%	16%	16%	-6%
4 or More Sexual Partners-White	7%	9%	11%	-36%
Used condom at last sex	71%	76%	63%	+13%
Used condom at last sex-African American	78%	83%	73%	+7%
Used condom at last sex-Hispanic	69%	71%	57%	+21%
Used condom at last sex-White	62%	75%	63%	-2%
Ever Pregnant/Made Pregnant	6%	5%	4%	+50%
Ever Pregnant/Made Pregnant-African American	10%	7%	9%	+11%
Ever Pregnant/Made Pregnant-Hispanic	6%	6%	6%	No Difference
Ever Pregnant/Made Pregnant-White	2%	1%	2%	No Difference

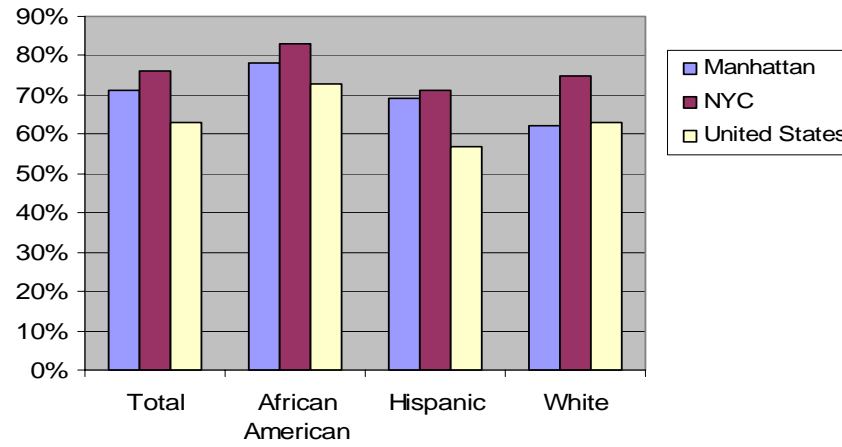
### Adolescents Who Have Ever Had Sexual Intercourse, 2003



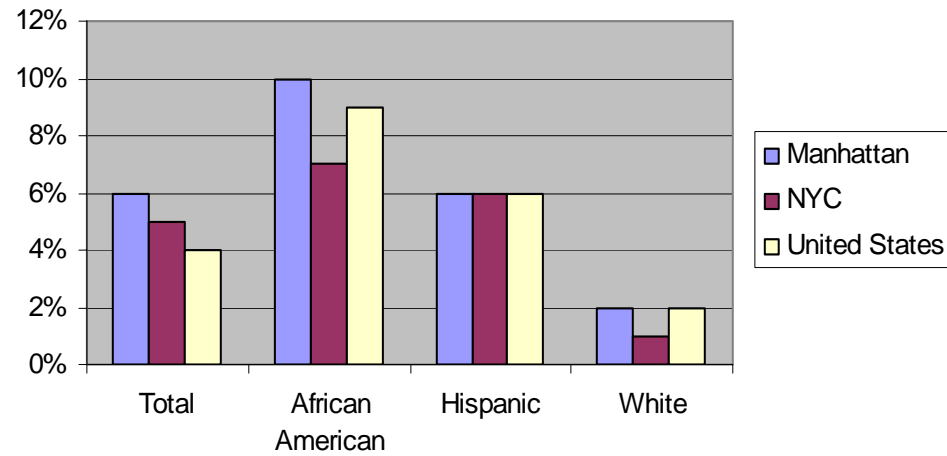
### Adolescents With 4 or More Sexual Partners, 2003



**Adolescents Who Used A Condom During Last Sexual Intercourse, 2003**

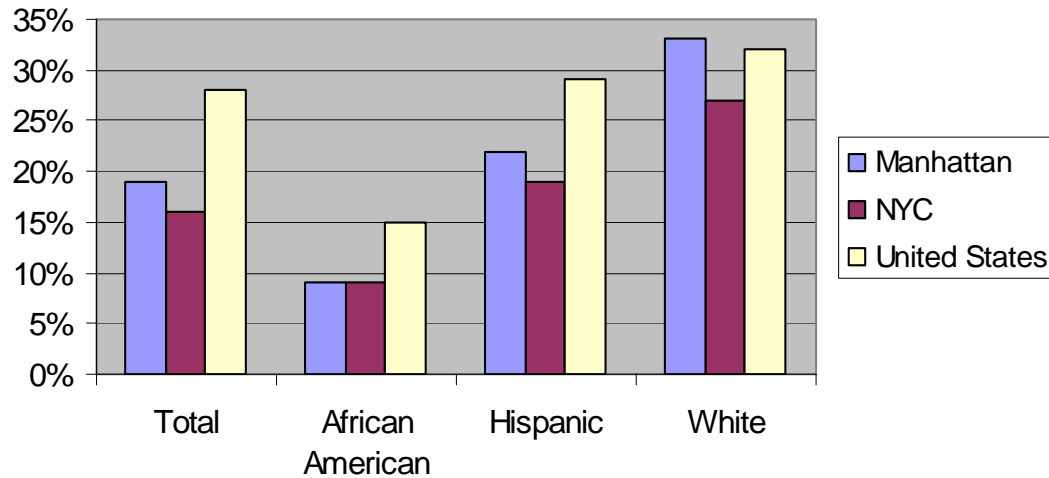


**Adolescents Who Have Ever Been Pregnant or Gotten Someone Pregnant, 2003**

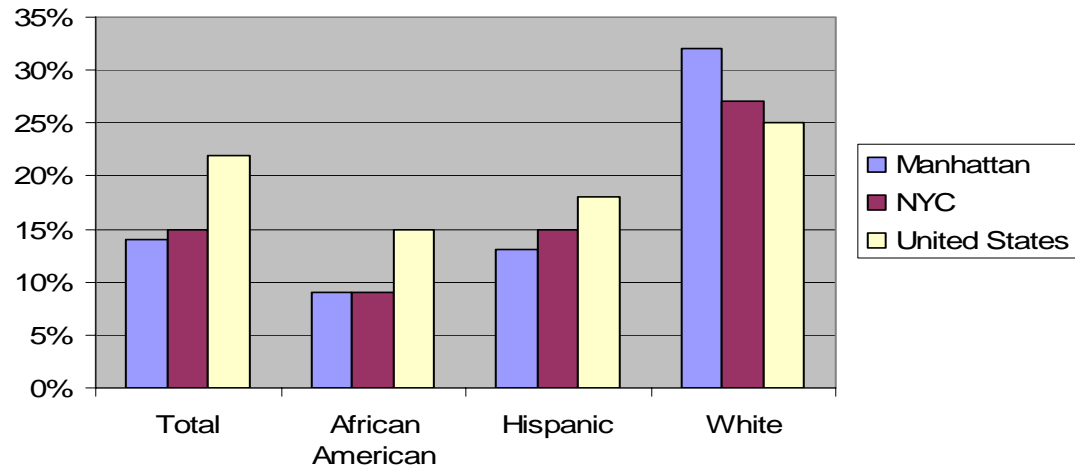


<i>Alcohol, Tobacco and Marijuana Use</i>	<b>Manhattan</b>	<b>NYC</b>	<b>United States</b>	<b>Manhattan Disparity with U.S.</b>
Binge drinking (in past 30 days)	19%	16%	28%	-32%
Binge drinking (in past 30 days)-Black	9%	9%	15%	-40%
Binge drinking (in past 30 days)-Hispanic	22%	19%	29%	-24%
Binge drinking (in past 30 days)-White	33%	27%	32%	+3%
Currently smoking	14%	15%	22%	-36%
Currently smoking-Black	9%	9%	15%	-40%
Currently smoking-Hispanic	13%	15%	18%	-28%
Currently smoking-White	32%	27%	25%	+28%
Marijuana use (in past 30 days)	16%	15%	22%	-27%
Marijuana use-Black	17%	17%	24%	-29%
Marijuana use-Hispanic	12%	14%	24%	-50%
Marijuana use-White	31%	19%	22%	+41%

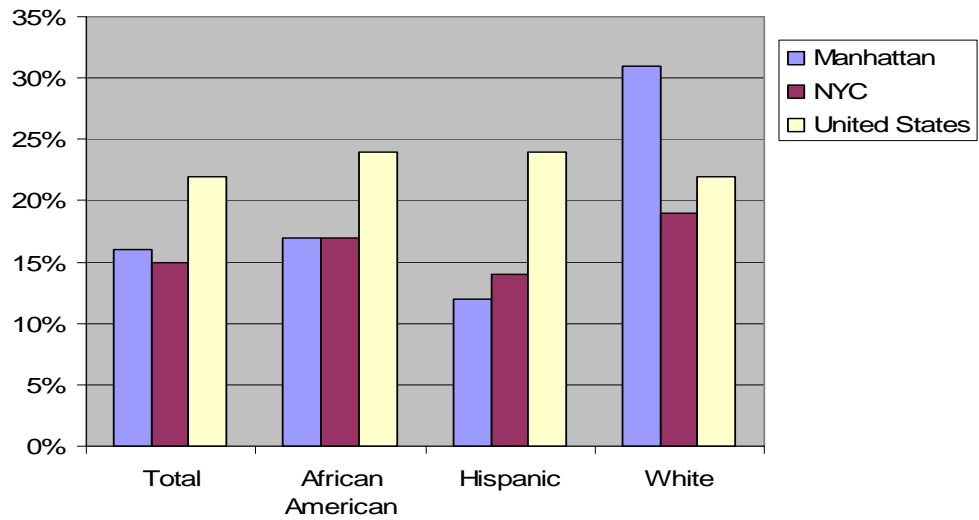
**Adolescents Who Have Engaged in Binge Drinking  
(5 or more drinks) in the Past 30 Days, 2003**



**Adolescents Who Currently Smoke, 2003**

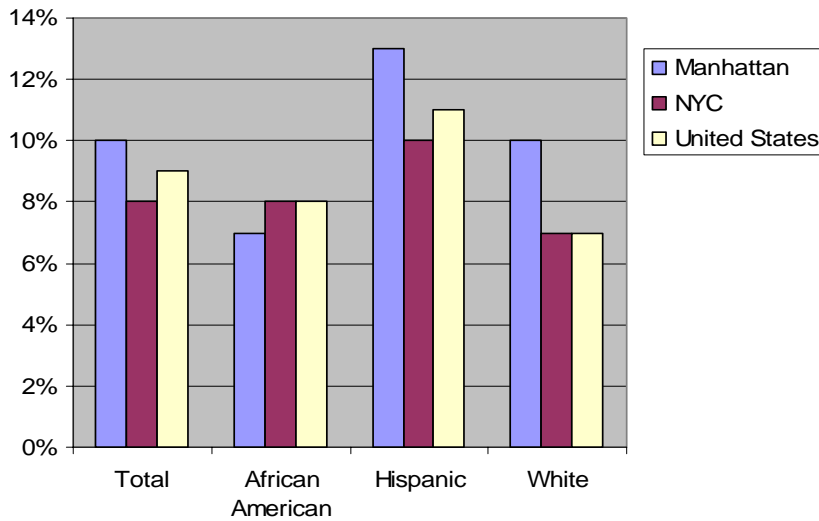


**Adolescents Who Have Used Marijuana in the Past 30 Days, 2003**

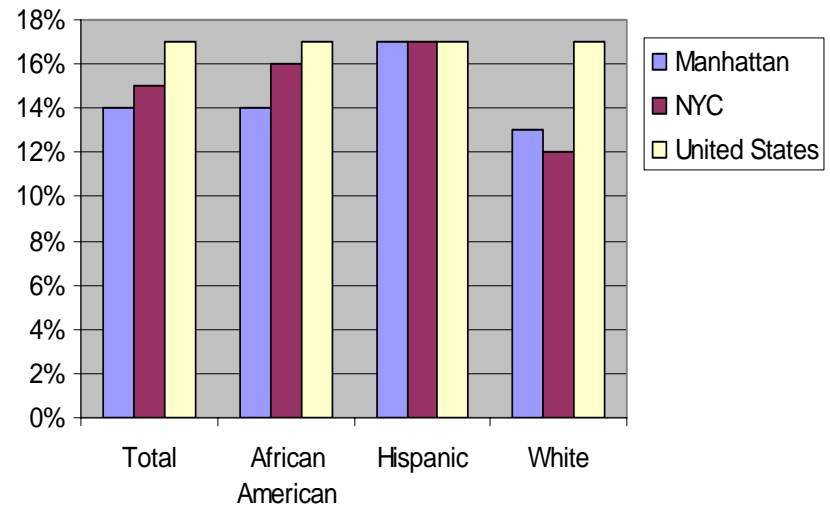


<i>Unintentional Injuries and Violence</i>	Manhattan	NYC	United States	Manhattan Disparity with U.S.
Attempted Suicide <i>(in past 12 months)</i>	10%	8%	9%	+11%
Attempted Suicide-Black	7%	8%	8%	-13%
Attempted Suicide-Hispanic	13%	10%	11%	+18%
Attempted Suicide-White	10%	7%	7%	+43%
Carry a weapon	14%	15%	17%	-18%
Carry a weapon-Black	14%	16%	17%	-18%
Carry a weapon-Hispanic	17%	17%	17%	No Difference
Carry a weapon-White	13%	12%	17%	-24%

**Adolescents Who Have Attempted Suicide in the Past 12 Months, 2003**

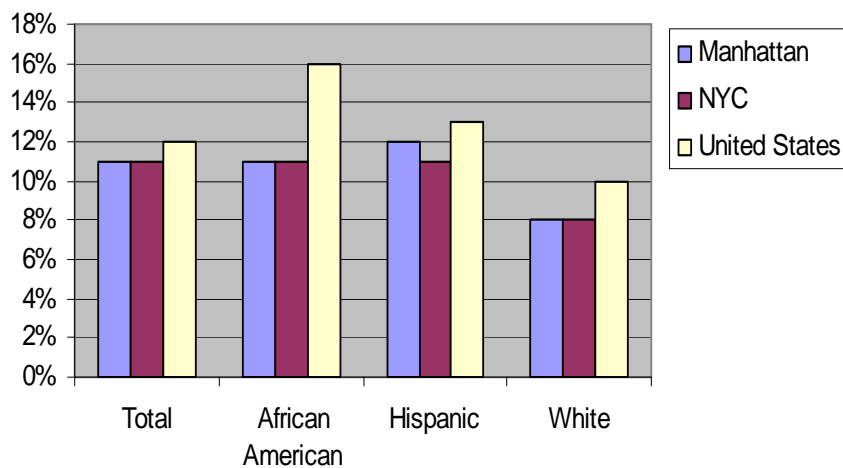


**Adolescents Who Have Carried a Weapon in the Past 30 Days, 2003**

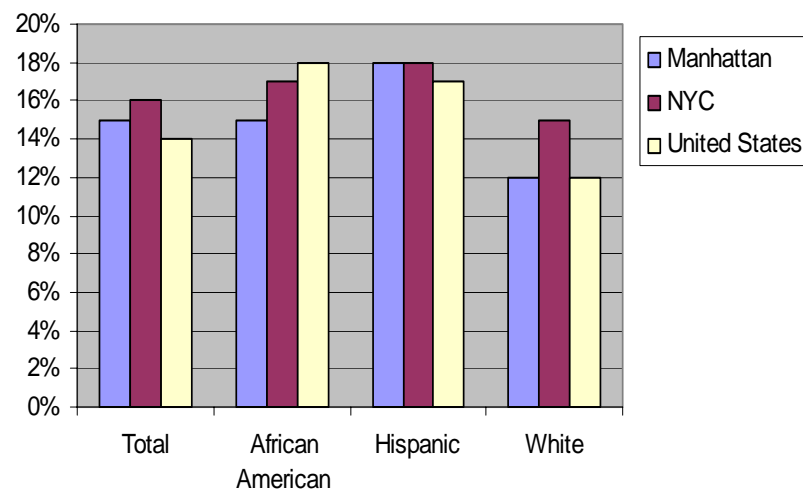


<i>Physical Activity &amp; Overweight</i>	<b>Manhattan</b>	<b>NYC</b>	<b>United States</b>	<b>Manhattan Disparity with U.S.</b>
No Exercise (in past 7 days)	11%	11%	12%	-8%
No Exercise (in past 7 days)-Black	11%	11%	16%	-31%
No Exercise (in past 7 days)-Hispanic	12%	11%	13%	-8%
No Exercise (in past 7 days)-White	8%	8%	10%	-20%
Overweight ( <i>BMI &gt;95<sup>th</sup> percentile</i> )	15%	16%	14%	+7%
Overweight-Black	15%	17%	18%	-17%
Overweight-Hispanic	18%	18%	17%	+6%
Overweight-White	12%	15%	12%	No Difference

**Adolescents Who Had No Physical Activity in the Past 5 Days, 2003**



**Adolescents Who are Overweight (*BMI > 95th Percentile*), 2003**



Source: NYC Youth Risk Behavior Survey, 2003  
 CDC, Youth Risk Behavior Surveillance System, 2003