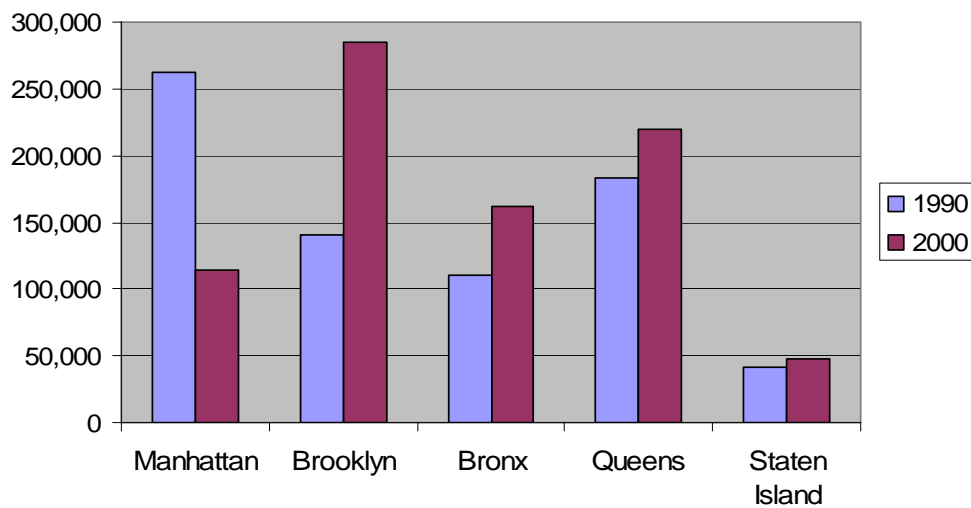


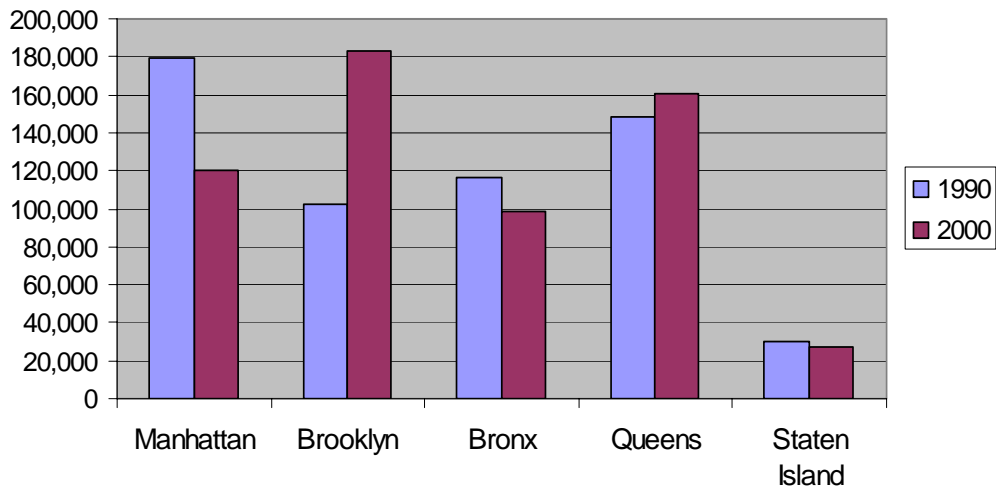
### Adolescent Population Trends

<i>Ages 12-19</i>	1990 Census	2000 Census	Percent Change
New York City	738,758	828,643	+12%
New York State	1,906,526	2,069,251	+8.5%
United States	27,759,572	32,358,813	+17%
<i>Ages 20-24</i>			
New York City	576,581	589,831	+2%
New York State	1,408,899	1,244,309	-12%
United States	19,020,312	18,964,001	-0.3%

### Adolescent Population (Ages 12-19) in NYC



### Young Adult Population (Ages 20-24) in NYC

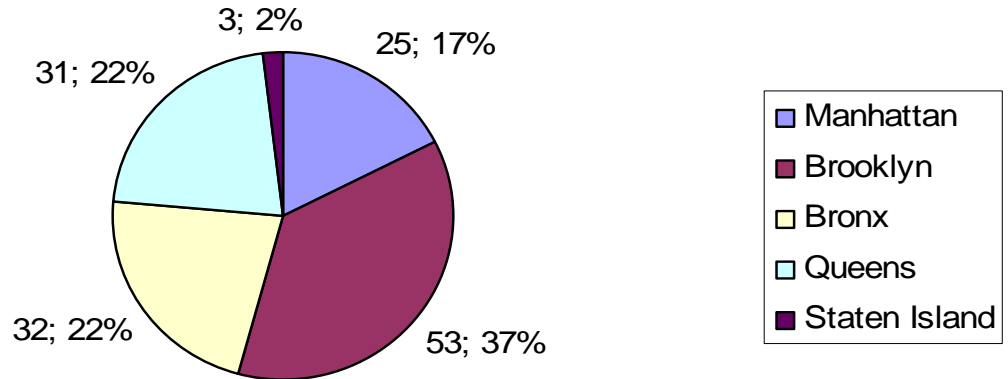


Source: U.S. Census Bureau

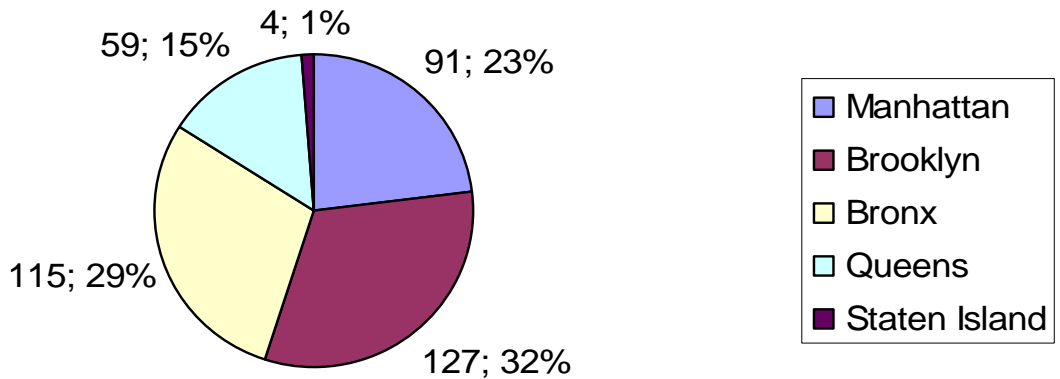
**Adolescent HIV/AIDS Cases**

How many adolescents and young adults in New York City were diagnosed with HIV/AIDS in 2002 by borough?

**Newly Diagnosed HIV/AIDS Cases in NYC, 2002  
(Adolescents Aged 13-19)  
Total number of cases = 144**

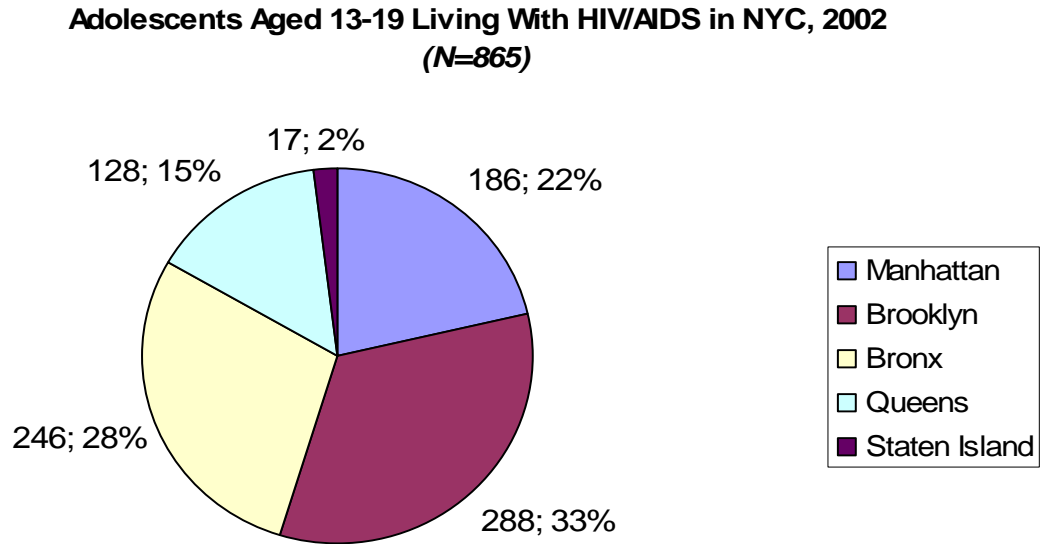


**Newly Diagnosed HIV/AIDS Cases in NYC, 2002  
(Young Adults Aged 20-24)  
Total number of cases = 396**

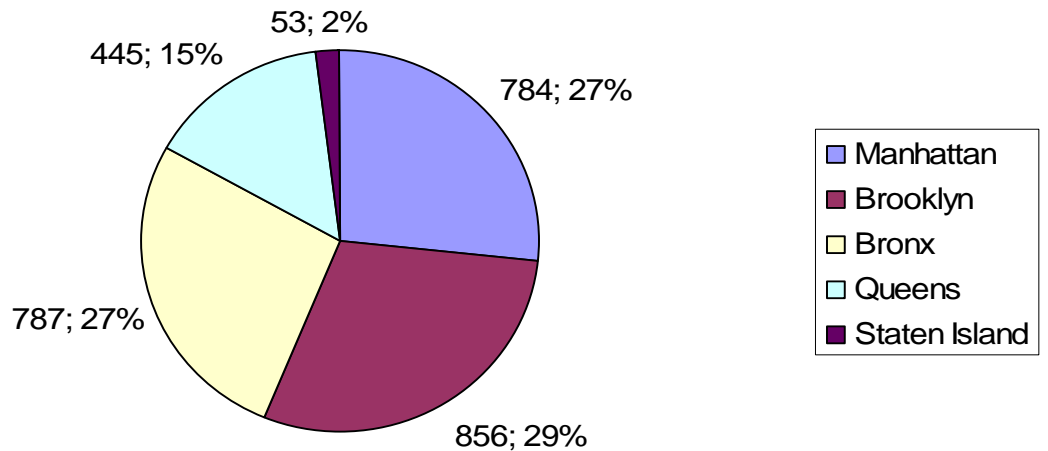


## Adolescents Living With HIV/AIDS

How many adolescents and young adults are living with HIV/AIDS in New York City?



**Young Adults Aged 20-24 Living With HIV/AIDS in NYC, 2002**  
(N=2,925)



Out of the 186 young people between the ages of 13-19 who are living with HIV or AIDS in the borough of Manhattan, 41% (N=77) of them reside in Central or East Harlem.

Source: NYC DOHMH, HIV Epidemiology Program